



Sanlam Employee Benefits

**Sanlam Unity Umbrella Fund
monthly investment fact sheets**

September 2017

Insurance

Financial Planning

Retirement

Investments

Wealth

Sanlam Unity Umbrella Fund



Mandate description

Sanlam Unity Umbrella Fund (known as "The Fund") aims to achieve good investment growth at an acceptable level of risk. The Fund is designed for members with low tolerance for negative annualised returns and consists of an allocation to a volatility protection strategy and a low cost tracker solution.

This Fund currently utilises two underlying investment portfolios in order to achieve their objectives. Members invested in The Fund's assets are split as follows:

- 75% Sanlam Monthly Bonus and
- 25% Satrix (SWIX) Balanced Index Tracker

The approximate 75 / 25 investment split between the Sanlam Monthly Bonus Fund and the SATRIX (SWIX) Balanced Portfolio positions the Fund well to satisfy members' reasonable long-term benefit expectations, by providing relatively stable yet market-related exposure to the investment markets. The (near) uncorrelated returns of the two separate portfolios add to the reduction of risk (specific risk) through diversification.

Asset allocation

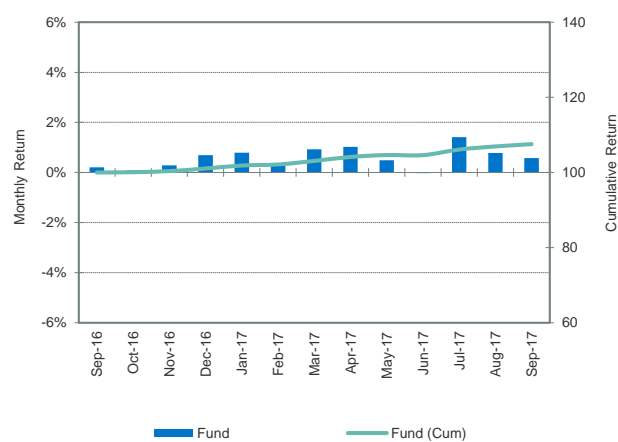
Asset Allocation as at 30 September 2017

	Rand	%
Satrix (SWIX) Balanced Tracker Fund	R 126,301,429	24.6%
Sanlam Monthly Bonus Fund	R 386,096,889	75.4%
Total Fund	R 512,398,318	100.0%

Fund performance

Phase	1 month	3 months	1 year	3 years	5 years
Sanlam Monthly Bonus	0.6%	1.8%	7.2%	9.5%	12.4%
SATRIX (SWIX) Balanced	0.4%	6.0%	8.2%	9.1%	13.0%
Total Fund	0.6%	2.8%	7.5%	9.5%	12.6%

Total monthly- and cumulative returns



Satrix (SWIX) Balanced Tracker Fund



Period Ending 30-Sep-17
Fund Size R 928 million
Inception Date Sep-08

Fund objective

The portfolio invests in tracker equity and bond indices, locally and abroad, and also cash to create a moderate risk balanced portfolio which is expected to perform close to the underlying indices without incurring active management costs. Scrip lending may be performed on the passive equity component.

Risk profile

This fund has a moderate-aggressive risk profile.

Fees

South African assets:

0.38% per annum

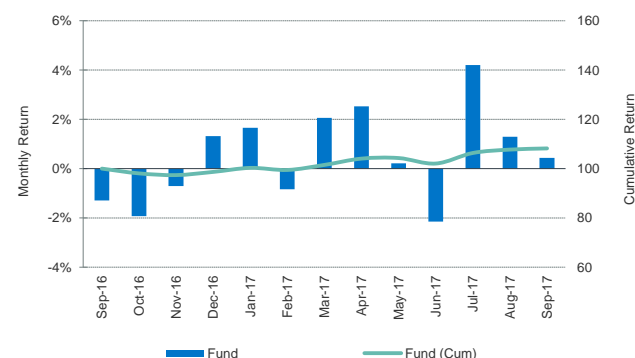
International assets:

0.30% per annum on international equities, and

0.25% per annum on international interest bearing assets

The domestic equity component tracks the SWIX Index. Scrip lending is permitted in respect of this basket of shares, and the resultant income (net of associated costs) is periodically rebated to clients participating in this portfolio, and effectively serves to reduce the quoted management fee.

Monthly and cumulative returns



Fund performance (%)

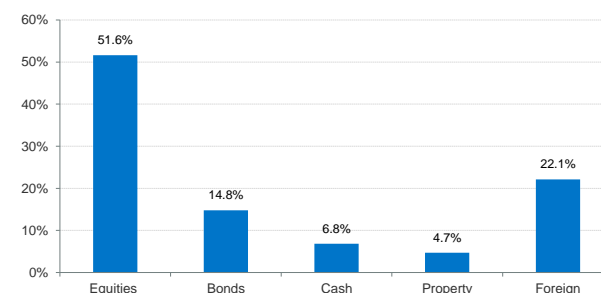
	Fund	Benchmark
1 Month	0.4%	0.5%
3 Months	6.0%	6.1%
6 Months	6.6%	6.6%
1 Year	8.2%	8.0%
3 Year	9.1%	9.1%
5 Year	13.0%	13.2%

Top 10 equity holdings (% of Equities)

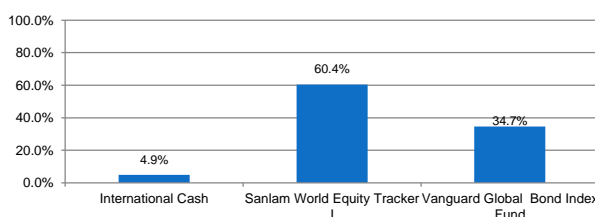
Share Name	% of Equities
Naspers N	19.6%
BTI Group	4.1%
MTN Group	3.5%
FirstRand / RMBH	3.3%
Sasol	3.2%
Stanbank	3.2%
Steinhoff (SNH)	2.5%
Growpnt	2.4%
Nepirock (NEP)	2.2%
Anglos	2.2%

Benchmark
 52.5% Shareholder Weighted Index (SWIX)
 5.0% FTSE/JSE SAPY Index
 13.0% ALBI (BEASSA All Bond Index)
 14.0% MSCI (Developed Markets) World Index Barclays
 Global Aggregate Floating
 8.0% Barclays Global Aggregate Index
 7.5% STeFI

Asset class breakdown



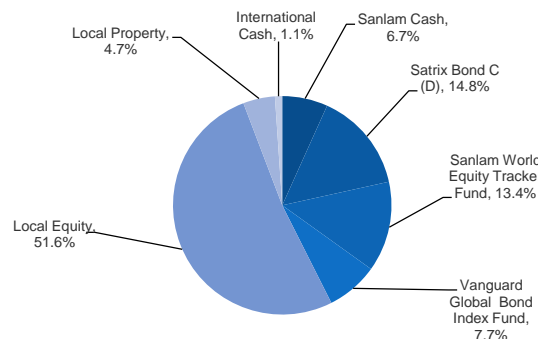
Foreign split



Equity sectoral exposure (%)

	Fund	Benchmark
Financials	27.5%	27.6%
Resources	14.2%	14.2%
Industrials	58.3%	58.2%

Fund manager breakdown



Note: Performance figures are gross of investment management fees, but are net of any performance fees (if applicable). For portfolios in the Smoothed Bonus Range, the returns are gross of investment management fees, but are net of any guarantee premiums. Performance figures for periods greater than 12 months are annualised. All data shown is at the month-end, unless specifically indicated differently. Changes in currency rates of exchange may cause the value of your investment to fluctuate. Past performance is not necessarily a guide to the future returns. The value of investments and the income from them may increase or decrease and are not guaranteed. You may not get back the amount you invest. The product information sheets are prepared for the SANLAM UMBRELLA FUND by its investment consultants. The product information sheets are prepared in good faith and the information, data and opinions contained in the product information sheets are based on source information considered reliable. However, no guarantee, explicit or otherwise is provided that the information and data contained therein are correct and comprehensive. The SANLAM UMBRELLA FUND and the investment consultants cannot be held liable for any loss, expense and/or damage following from the use of the product information sheets.

Sanlam Monthly Bonus Fund



Period Ending 30-Sep-17
Fund Size (Book Value) R7 399 million
Inception Date Jul-99

Fund objective

The Monthly Bonus Fund (MBF) protects investors against short-term volatility by smoothing out investment returns, whilst providing valuable guarantees on benefit payments. The underlying portfolio is mandated with more weight to less risky asset classes than a typical Balanced fund. The Sanlam Monthly Bonus Fund offers 100% capital guarantee and fully vesting bonuses. Fully vesting bonuses are declared monthly in advance.

Risk profile

This fund has a conservative risk profile.

Fees

Investment Management Fees:

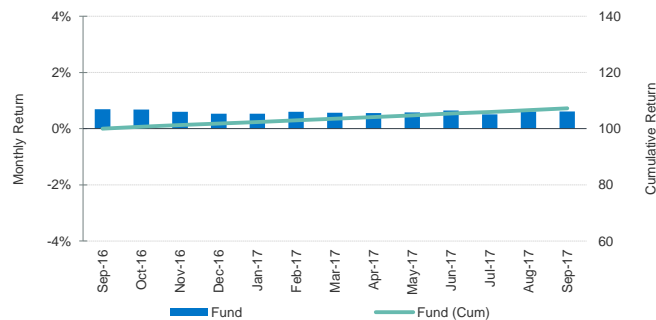
0.425% per annum

Guarantee Premium:

A guarantee premium of 1.6% per annum

Annual Performance Linked Fee:

The Investment Manager may be incentivised with performance fees (capped at 0.30% p.a.)



Fund bonuses (%)

	Fund (gross of fees)
1 Month	0.6%
3 Months	1.8%
6 Months	3.6%
1 Year	7.2%
3 Years	9.5%
5 Years	12.4%

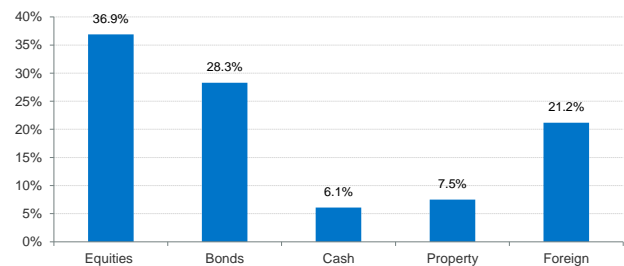
Top 10 equity holdings (% of Equities)

Share Name	% of Equities
Naspers N	21.3%
BTI Group	5.7%
MTN Group	4.3%
Stanbank	4.0%
FirstRand / RMBH	3.9%
Sasol	3.8%
Old Mutual	3.1%
Steinhoff (SNH)	3.0%
Barclays	2.3%
Anglos	2.3%

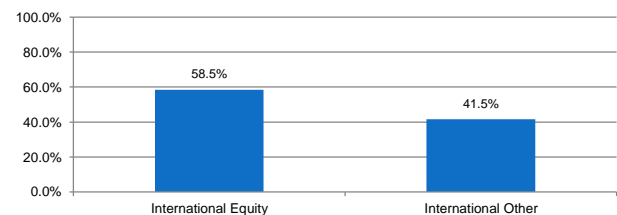
Benchmark

42.0% SWIX (Shareholder Weighted Index)
 25.5% BEASSA Total Return All Bond Index
 1.0% STeFI + 2%
 2.0% Barclays BESA Gov. Inflation-linked Index
 7.5% MSCI World Index (Dev. Markets)
 5.0% Barclays Global Aggregate Index
 2.5% HFRI Fund of Funds Composite Index
 8.0% STeFI Index
 6.5% BEASSA 7-12 years TRI plus 1.0% p.a.

Asset class breakdown



Foreign Split



Equity sectoral exposure (%)

	Fund
Financials	20.0%
Resources	11.3%
Industrials	68.7%

Risk analysis

(based on the last 3 years' monthly returns)

% of negative months over the last 3 years	0.0%
Average capital loss in one month	0.0%
Downside risk *	0.1%

* Downside risk is measured as the standard deviation of the underperformance of the portfolio relative to CPI

Funding Level

October 2017: Fully funded

Note: Performance figures are gross of investment management fees, but are net of any performance fees (if applicable). For portfolios in the Smoothed Bonus Range, the returns are gross of investment management fees, but are net of any guarantee premiums. Performance figures for periods greater than 12 months are annualised. All data shown is at the month-end, unless specifically indicated differently. Changes in currency rates of exchange may cause the value of your investment to fluctuate. Past performance is not necessarily a guide to the future returns. The value of investments and the income from them may increase or decrease and are not guaranteed. You may not get back the amount you invest. The product information sheets are prepared for the SANLAM UMBRELLA FUND by its investment consultants. The product information sheets are prepared in good faith and the information, data and opinions contained in the product information sheets are based on source information considered reliable. However, no guarantee, explicit or otherwise is provided that the information and data contained therein are correct and comprehensive. The SANLAM UMBRELLA FUND and the investment consultants cannot be held liable for any loss, expense and/or damage following from the use of the product information sheets.