

Simeka Wealth Preservation

Investment Objective:

Aimed at providing capital protection and targeting a gross investment return above CPI+4% over a rolling 4 year period. Benchmark consists of 27.5% FTSE/JSE Capped SWIX, 22.5% Beassa All Bond Index, 20% Stefi Composite Index, 27.5% MSCI All Country World Index and 2.5% Barclays Global Aggregate Bond Index.

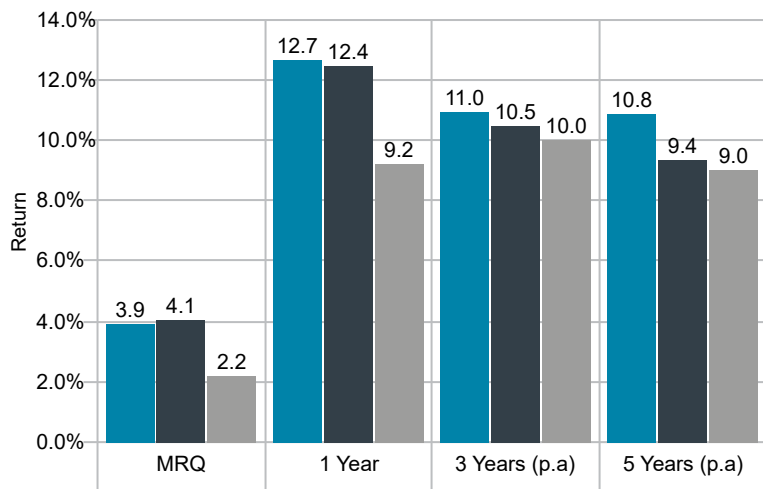
● Simeka Wealth Preservation

▲ Benchmark

◆ CPI + 4.0%

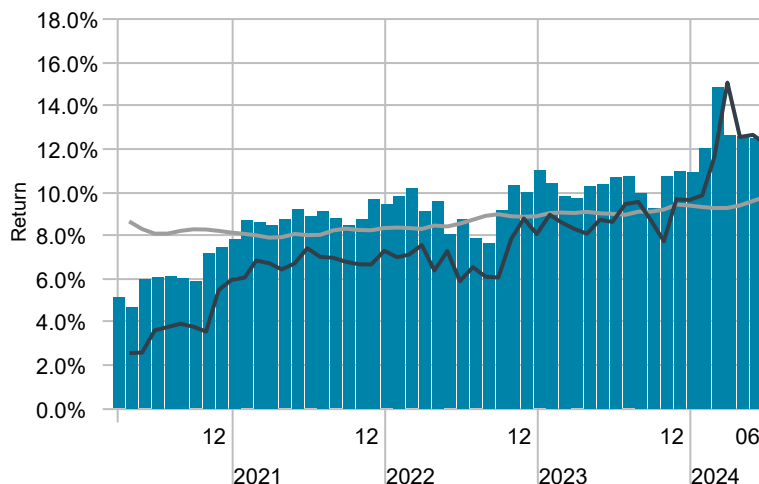
Historical Performance

As of Date: 30/06/2024



4-Year Rolling Returns

Time Period: Since Common Inception (01/05/2016) to 30/06/2024



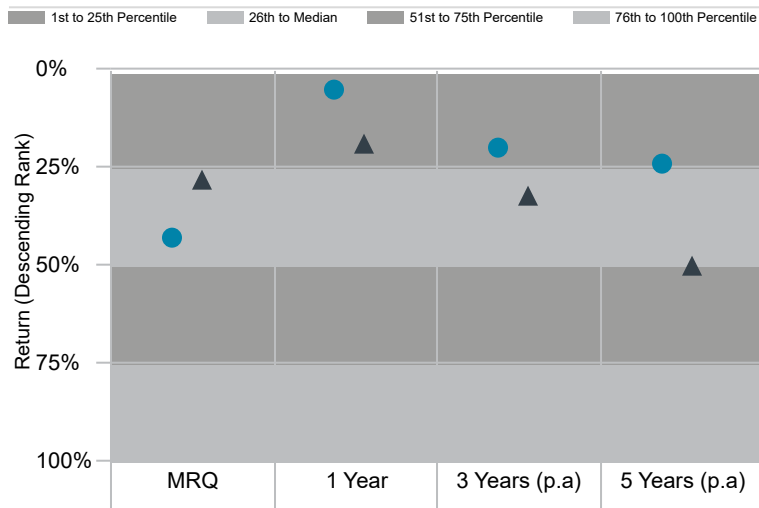
4-Year Performance Statistics

Time Period: 01/07/2020 to 30/06/2024

	Portfolio	Benchmark
Return	12.5%	12.2%
Std Dev	6.3%	7.6%
Sharpe Ratio	1.0	0.8
Excess Return	0.3%	0.0%
Tracking Error	2.0%	0.0%
Max Drawdown	-4.2%	-6.0%
Best Month	5.4%	6.7%
Worst Month	-3.5%	-4.2%

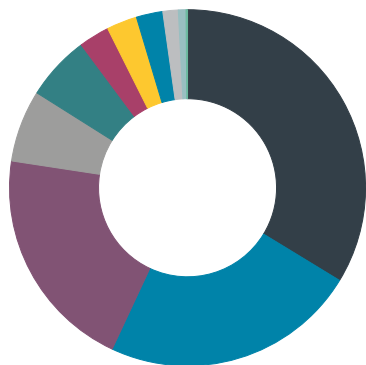
Performance Relative to Peer Group (descending rank)

As of Date: 30/06/2024 Peer Group: SCA Moderate Global Incl MA



Asset Allocation

Portfolio Date: 30/06/2024



● SA Bonds	33.7
● SA Equity	23.3
● Intl Equity	20.4
● SA Cash	6.5
● Intl Bonds	5.9
● SA ILB	2.8
● Intl Cash	2.8
● SA Alternatives	2.4
● SA Property	1.4
● Intl Property	0.7
● Other	0.1
Total	100.0

Manager Weightings

Manager	Weight
Sanlam MSCI Guaranteed Tracker	11.4%
SIMM Global Equity	3.6%
Mercer Global EM Active Equity	0.7%
Allan Gray Domestic Balanced	5.1%
M&G Domestic Balanced	5.1%
Coronation Domestic Balanced	5.2%
Prescient Income Provider (SIMM)	2.6%
Ninety One Domestic Balanced	5.1%
Banker	0.1%
Coronation Bond	0.9%
Prescient Fixed Interest	0.6%
Futuregrowth Bond	1.3%
Truffle Domestic Balanced	5.3%
Taquanta Global Currency Hedge	0.4%
Ninety One Global Multi-Asset Income	3.2%
AF Passive Global EM Equity - BB	0.7%
Simeka Capital Preservation - BB	48.7%