

Sanlam Corporate

Sanlam Unity Umbrella Fund
monthly investment fact sheets

August 2022

Insurance

Financial Planning

Retirement

Investments

Wealth

Sanlam Unity Umbrella Fund



Mandate description

Sanlam Unity Umbrella Fund (known as "The Fund") aims to achieve good investment growth at an acceptable level of risk. The Fund is designed for members with low tolerance for negative annualised returns and consists of an allocation to a volatility protection strategy and a low cost tracker solution.

This Fund currently utilises the underlying investment portfolio Sanlam Stable Bonus portfolio in order to achieve their objectives.

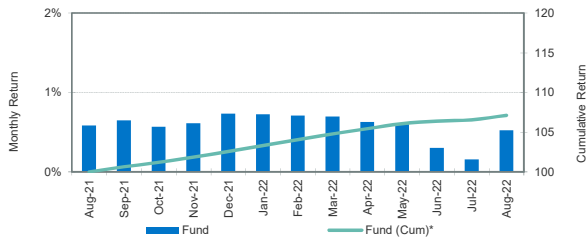
The Fund strategy is positioned well for members who wish to achieve inflation beating real returns over the medium to long term, but who are particularly concerned about protecting against significant short term investment losses. The 100% allocation to the Sanlam Stable Bonus portfolio offers investors stable, smoothed returns with a partial guarantee on benefit payments. A bonus, which consists of a vesting and non-vesting component is declared monthly in advance. Bonuses cannot be negative. The portfolio offers 100% capital guarantee and partially vesting bonuses.

Asset allocation

Asset Allocation as at 31 August 2022

	Rand	%
Sanlam Stable bonus Portfolio	R 703,976,652	100.0%

Total monthly- and cumulative returns



*Based on 1 year returns

Fund performance

Phase	1 month	3 months	1 year	3 years	5 years
Sanlam Stable Bonus Portfolio	0.6%	1.1%	7.3%	n/a	n/a
Total Fund	0.5%	1.0%	7.1%	7.6%	7.1%

Prior to August 2021 the Sanlam Unity Umbrella Fund was invested in a solution comprising of 75% Sanlam Monthly Bonus Fund and 25% Satrix Enhanced Balanced Tracker. In August 2021 the strategy changed to an allocation of 100% Sanlam Stable Bonus Portfolio.

Note: Performance figures are gross of investment management fees, but are net of any performance fees (if applicable). For portfolios in the Smoothed Bonus Range, the returns are gross of investment management fees, but are net of any guarantee premiums. Performance figures for periods greater than 12 months are annualised. All data shown is at the month-end, unless specifically indicated differently. Changes in currency rates of exchange may cause the value of your investment to fluctuate. Past performance is not necessarily a guide to the future returns. The value of investments and the income from them may increase or decrease and are not guaranteed. You may not get back the amount you invest. The product information sheets are prepared for the SANLAM UMBRELLA FUND by its investment consultants. The product information sheets are prepared in good faith and the information, data and opinions contained in the product information sheets are based on source information considered reliable. However, no guarantee, explicit or otherwise are provided that the information and data contained therein are correct and comprehensive. The SANLAM UMBRELLA FUND and the investment consultants cannot be held liable for any loss, expense and/or damage following from the use of the product information sheets.

Sanlam Stable Bonus Portfolio



Period Ending 31-Aug-22
Fund Size (Book Value) R15 175 million
Inception Date Nov-86

Fund objective

The Stable Bonus Portfolio (SBP) offers investors stable, smoothed returns with a partial guarantee on benefit payments. A bonus, which consists of a vesting and non-vesting component is declared monthly in advance. Bonuses cannot be negative. The portfolio offers 100% capital guarantee and partially vesting bonuses

Risk profile

Conservative

Fees

Investment Management Fees:

0.425% on both local and foreign assets per annum

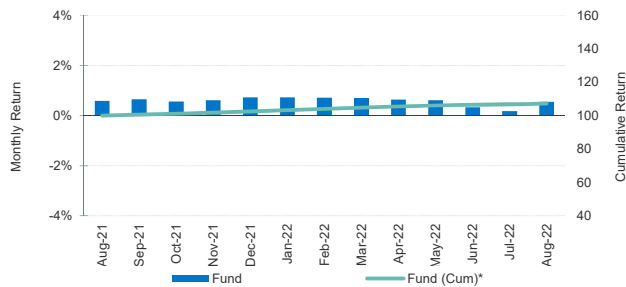
Guarantee Premium:

A guarantee premium of 0.9% on both local and foreign assets per annum

Annual Performance Linked Fee:

The investment manager may be incentivised with performance fees

Monthly and cumulative bonuses



*Based on 1 year returns

Fund bonuses (%)

	Fund (gross of fees)
1 Month	0.6%
3 Months	1.1%
6 Months	3.1%
1 Year	7.3%
3 Years	6.9%
5 Years	7.2%
10 Years	10.3%

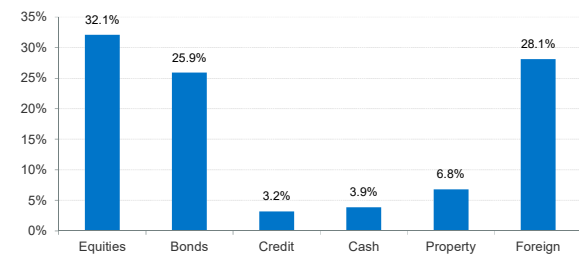
Top 10 equity holdings (% of Shares)

Share Name	% of Shares
Naspers N	9.8%
FirstRand / RMBH	6.3%
Prosus (PRX)	5.2%
British American Tobacco	5.1%
Anglos	4.7%
MTN Group	4.4%
Stanbank	4.0%
Sasol	3.5%
Implats	3.1%
ABSAG ABG	2.9%

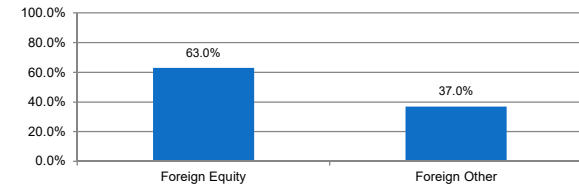
Benchmark

- 16.0% SWIX (Shareholder Weighted Index)
- 16.0% Capped SWIX (Shareholder Weighted Index)
- 19.0% BEASSA Total Return All Bond Index
- 5.5% 3 month JIBAR +1.25%
- 2.0% IGOVI
- 17.5% MSCI World Index (Dev. Markets)
- 5.0% Bloomberg Global Aggregate Index
- 2.5% US 3 month LIBOR+2.5% (net of fees)
- 2.5% US 3 month LIIBOR
- 7.5% STeFI Index
- 6.5% BEASSA 7-12 years TRI plus 1.0% p.a.

Asset class breakdown



Foreign Split



Equity sectoral exposure (%)

	Fund
Financials	26.8%
Resources	23.8%
Industrials	49.4%

Risk analysis

(based on the last 3 years' monthly returns)

% of negative months over the last 3 years	0.0%
Average capital loss in one month	0.0%
Downside risk *	1.0%

* Downside risk is measured as the standard deviation of the underperformance of the portfolio relative to CPI

The Non-vested bonuses as a proportion of book value.

Sanlam Umbrella Pension Fund	7.15%
Sanlam Umbrella Provident Fund	15.44%

* Only impacts Sanlam Lifestage members opting for this preservation strategy in the last 6 years before retirement.

Funding Level

September 2022: 98.48% funded

Note: Performance figures are gross of investment management fees, but are net of any performance fees (if applicable). For portfolios in the Smoothed Bonus Range, the returns are gross of investment management fees, but are net of any guarantee premiums. Performance figures for periods greater than 12 months are annualised. All data shown is at the month-end, unless specifically indicated differently. Changes in currency rates of exchange may cause the value of your investment to fluctuate. Past performance is not necessarily a guide to the future returns. The value of investments and the income from them may increase or decrease and are not guaranteed. You may not get back the amount you invest. The product information sheets are prepared for the SANLAM UMBRELLA FUND by its investment consultants. The product information sheets are prepared in good faith and the information, data and opinions contained in the product information sheets are based on source information considered reliable. However, no guarantee, explicit or otherwise are provided that the information and data contained therein are correct and comprehensive. The SANLAM UMBRELLA FUND and the investment consultants cannot be held liable for any loss, expense and/or damage following from the use of the product information sheets.