

Simeka Wealth Preservation

Investment Objective:

Aimed at providing capital protection and targeting a gross investment return above CPI+4% over a rolling 4 year period. Benchmark consists of 33.5% FTSE/JSE Capped SWIX, 22.5% Beassa All Bond Index, 20% Stefi Composite Index, 21.5% MSCI World (Net) and 2.5% FTSE World Govt. Bond Index.

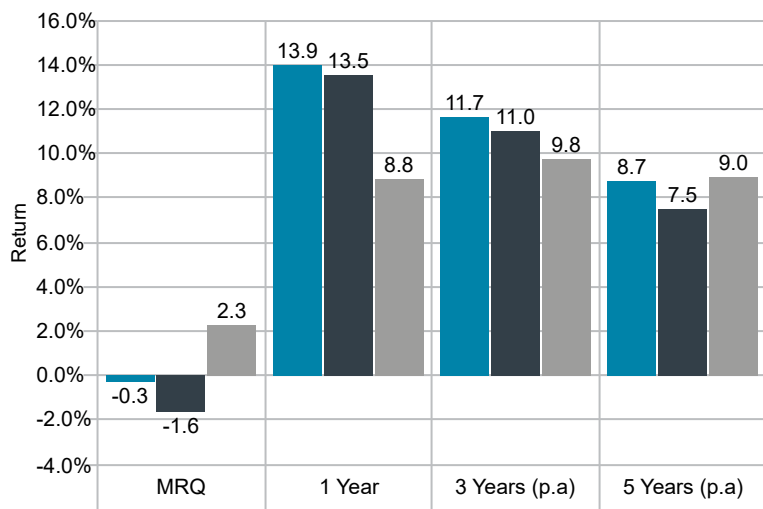
● Simeka Wealth Preservation

▲ Benchmark

◆ CPI + 4.0%

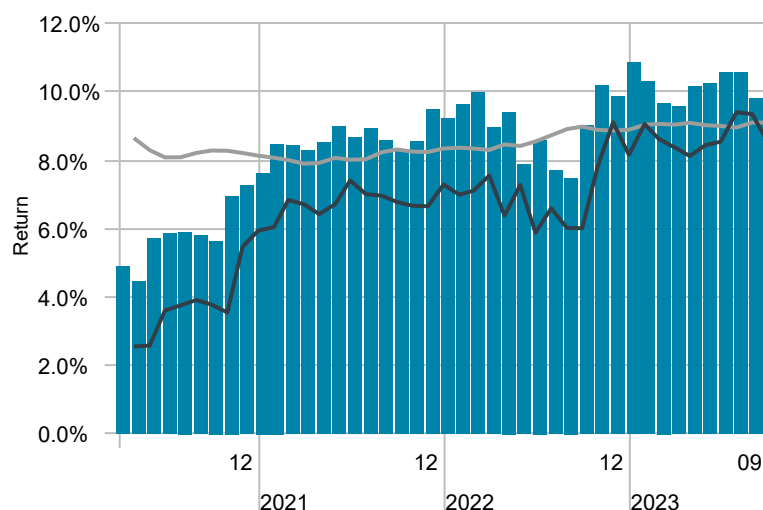
Historical Performance

As of Date: 30/09/2023



4-Year Rolling Returns

Time Period: Since Common Inception (01/05/2016) to 30/09/2023



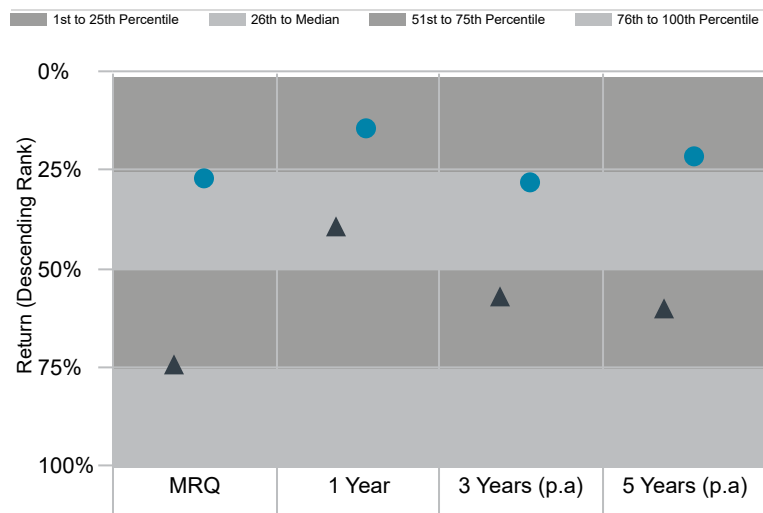
4-Year Performance Statistics

Time Period: 01/10/2019 to 30/09/2023

	Portfolio	Benchmark
Return	9.8%	8.5%
Std Dev	8.9%	10.9%
Sharpe Ratio	0.5	0.3
Excess Return	1.3%	0.0%
Tracking Error	3.0%	0.0%
Max Drawdown	-11.8%	-15.5%
Best Month	8.5%	9.7%
Worst Month	-9.0%	-10.5%

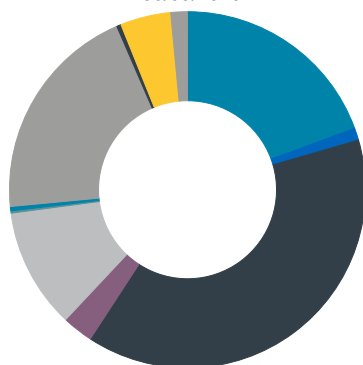
Performance Relative to Peer Group (descending rank)

As of Date: 30/09/2023 Peer Group: SCA Moderate Global Incl MA



Asset Allocation

Portfolio Date: 30/09/2023



Asset Class	Weight (%)
SA Equities	19.4
SA Property	1.1
SA Bonds	38.7
SA ILB	2.8
SA Cash	10.9
SA Commodities	0.2
SA Alternatives	0.4
Intl Equities	20.0
Intl Property	0.4
Intl Bonds	4.6
Intl Cash	1.5
Africa	0.0
Intl Commodities	0.0
Total	100.0

Manager Weightings

Manager	Weight (%)
Sanlam MSCI Guaranteed Tracker	10.1%
SIMM Global Equity	4.4%
Mercer Global EM Active Equity	2.5%
Allan Gray Domestic Balanced	4.7%
M&G Domestic Balanced	4.7%
Coronation Domestic Balanced	4.6%
Prescient Income Provider (SIMM)	3.7%
Ninety One Domestic Balanced	4.6%
Banker	0.1%
Coronation Bond	1.1%
Prescient Fixed Interest	0.8%
Futuregrowth Bond	1.5%
Truffle Domestic Balanced	4.8%
Taquanta Global Currency Hedge	0.4%
Ninety One Global Multi-Asset Income	2.1%
SMMI Absolute Return CPI + 3%	49.9%