

# How to register on the Sanlam Portfolio App

1

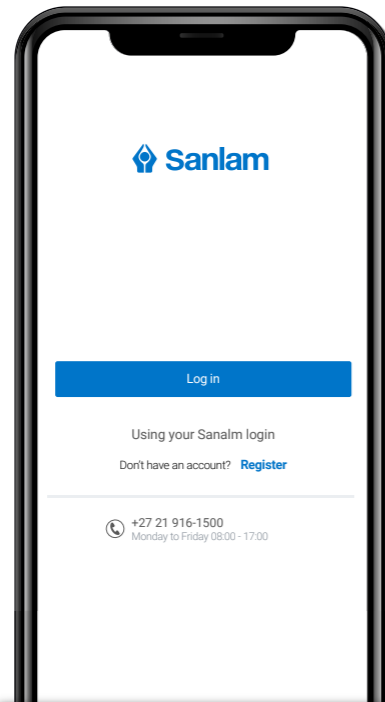
Download and install



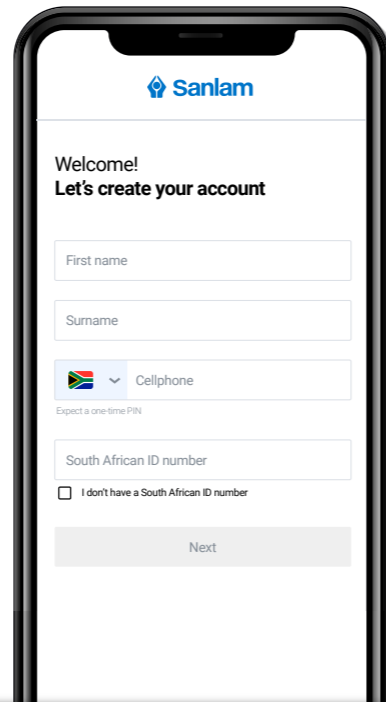
Scan the relevant QR code to download the app. Alternatively search [Sanlam Portfolio](#) on App Store for iPhones or Play Store for Android users.

2

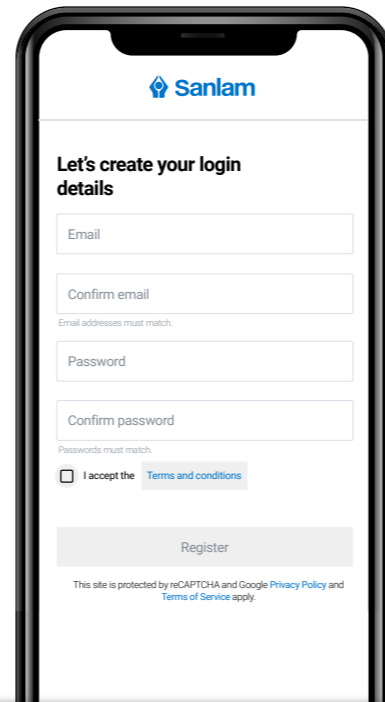
Register using your details



If you do not already have an account, at the login screen tap [Register](#).



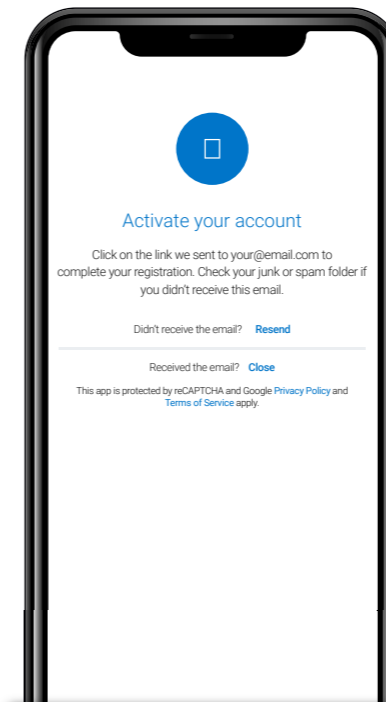
Complete the form with the details requested. Tap the [Next](#) button.



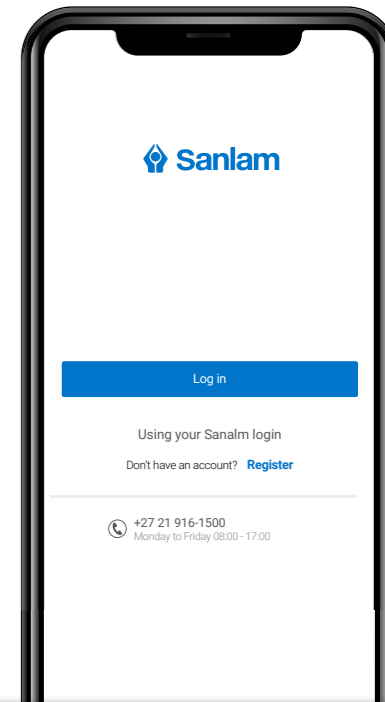
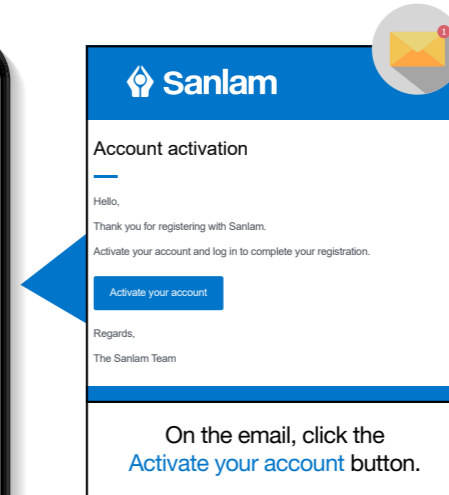
Complete the form with the details requested. Be sure to tick the [Terms and conditions](#) radio box, then tap the [Register](#) button.

3

Activate your profile



Open your email mailbox and check that you received the [Account activation email](#).



Return to the app and click on the [Log in button](#) to proceed into the [Sanlam Portfolio App](#).

If you prefer to use a bigger screen using your PC or laptop, visit [cp.sanlam.co.za](http://cp.sanlam.co.za) to view your portfolio online, then follow the same steps to register!

