

Simeka Wealth Preservation

Investment Objective:

Aimed at providing capital protection and targeting a gross investment return above CPI+4% over a rolling 4 year period. Benchmark consists of 27.5% FTSE/JSE Capped SWIX, 22.5% Beassa All Bond Index, 20% Stefi Composite Index, 27.5% MSCI All Country World Index and 2.5% Barclays Global Aggregate Bond Index.

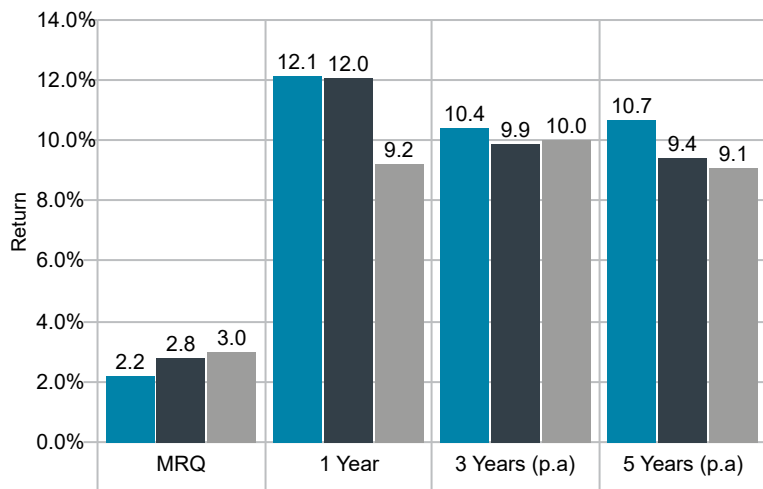
● Simeka Wealth Preservation

▲ Benchmark

◆ CPI + 4.0%

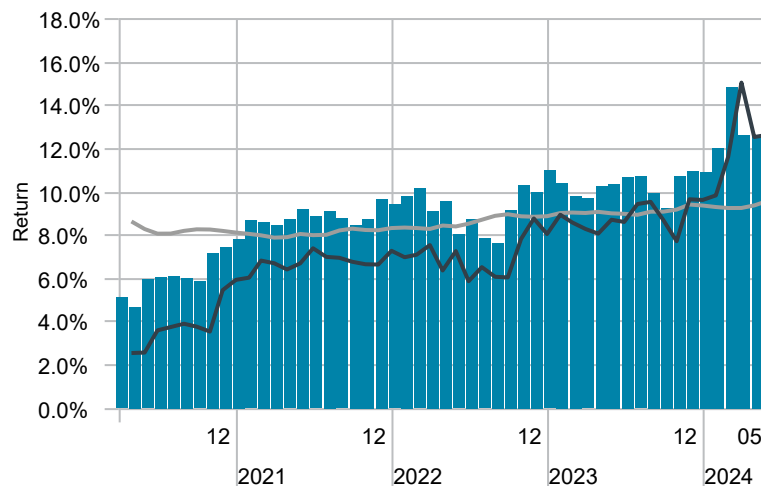
Historical Performance

As of Date: 31/05/2024



4-Year Rolling Returns

Time Period: Since Common Inception (01/05/2016) to 31/05/2024



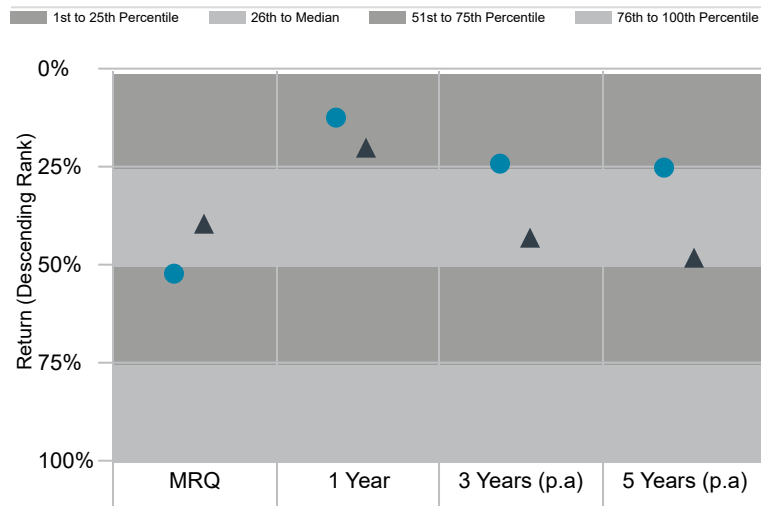
4-Year Performance Statistics

Time Period: 01/06/2020 to 31/05/2024

	Portfolio	Benchmark
Return	12.6%	12.7%
Std Dev	6.4%	7.7%
Sharpe Ratio	1.0	0.9
Excess Return	0.0%	0.0%
Tracking Error	2.0%	0.0%
Max Drawdown	-4.2%	-6.0%
Best Month	5.4%	6.7%
Worst Month	-3.5%	-4.2%

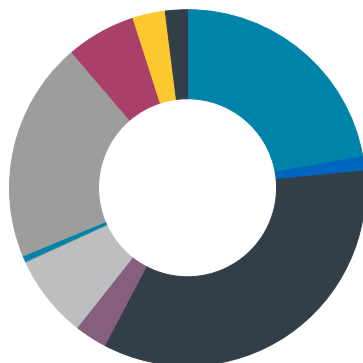
Performance Relative to Peer Group (descending rank)

As of Date: 31/05/2024 Peer Group: SCA Moderate Global Incl MA



Asset Allocation

Portfolio Date: 31/05/2024



Category	%
SA Equities	22.2
SA Property	1.3
SA Bonds	34.2
SA ILB	3.0
SA Cash	7.5
SA Commodities	0.1
SA Alternatives	0.5
Intl Equities	19.6
Intl Property	0.4
Intl Bonds	6.3
Intl Cash	3.0
Africa	0.0
SA Other	2.0
<b>Total</b>	<b>100.0</b>

Manager Weightings

Manager	Weight
Sanlam MSCI Guaranteed Tracker	11.4%
SIMM Global Equity	3.7%
Mercer Global EM Active Equity	0.7%
Allan Gray Domestic Balanced	5.1%
M&G Domestic Balanced	5.1%
Coronation Domestic Balanced	5.2%
Prescient Income Provider (SIMM)	2.6%
Ninety One Domestic Balanced	5.0%
Banker	0.1%
Coronation Bond	0.8%
Prescient Fixed Interest	0.6%
Futuregrowth Bond	1.1%
Truffle Domestic Balanced	5.3%
Taquanta Global Currency Hedge	0.4%
Ninety One Global Multi-Asset Income	3.3%
AF Passive Global EM Equity - BB	0.7%
Simeka Capital Preservation - BB	48.8%