

Member step-by-step registration guide and registration process

Come and discover the power of the **Sanlam Portfolio App**, your key to a confident future, allowing you to access and track your benefits anytime, anywhere.

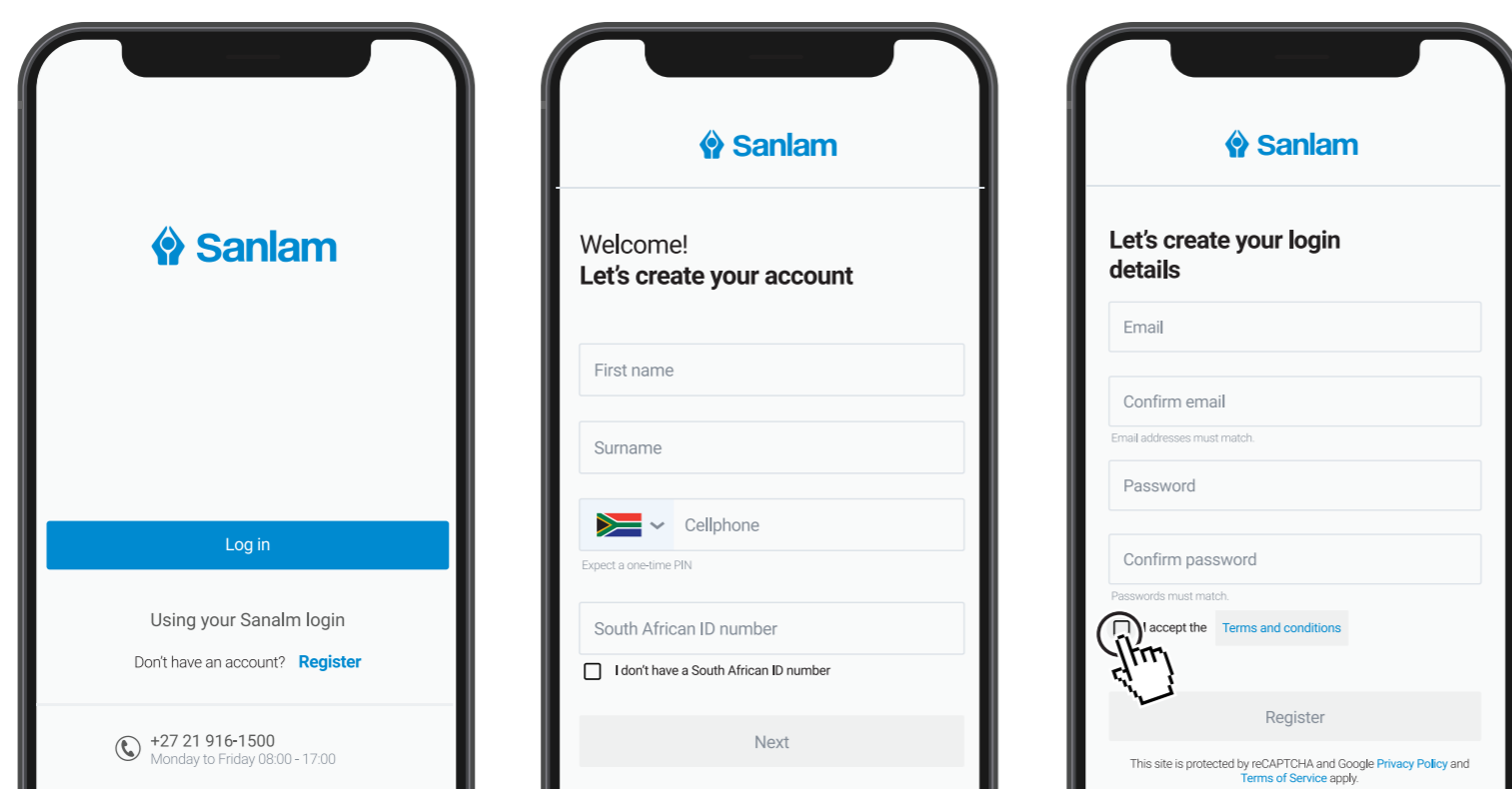
Don't have the app?

Scan the QR codes to download the Sanlam Portfolio App from Google Play or Apple App store.




How to register on the Sanlam Portfolio App

1 Register using your details



If you do not already have an account, at the login screen tap **Register**.

Complete the form with the details requested. Tap the **Next** button.

Complete the form with the details requested. Be sure to tick the **Terms and conditions** radio box, then tap the **Register** button.

2 Activate your profile

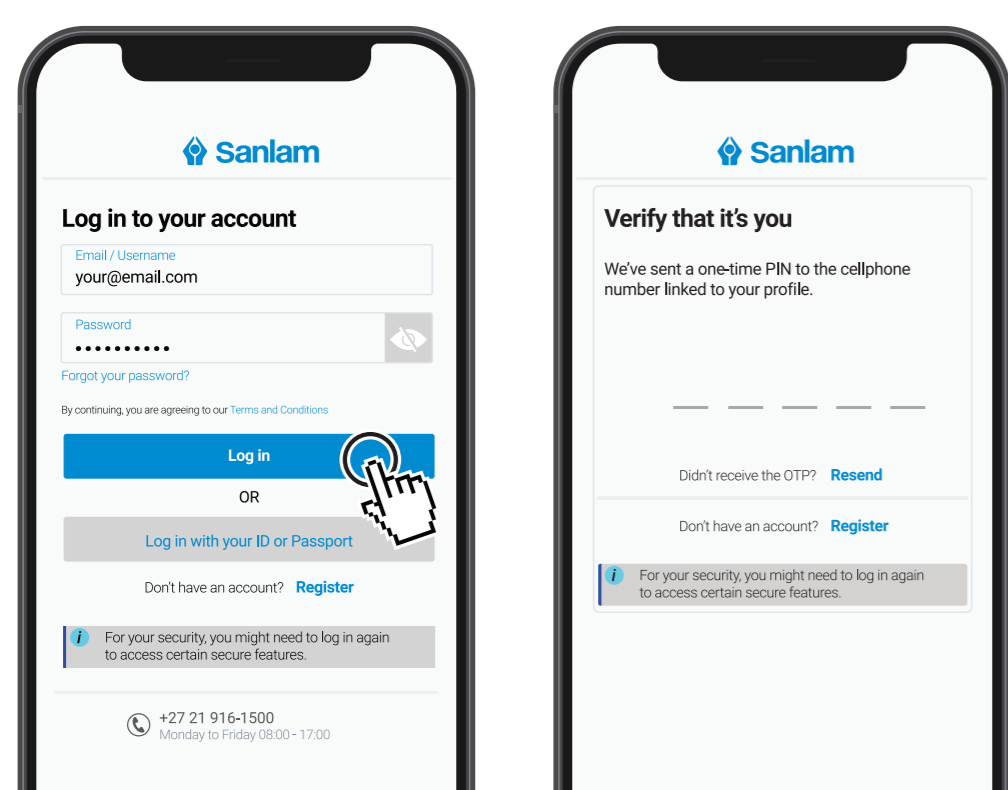


Open your email mailbox and check that you received the **Account activation email**.

Return to the app and click on the **Log in** button to proceed into the **Sanlam Portfolio App**.

How to login and navigate the Sanlam Portfolio App to access your Retirement product

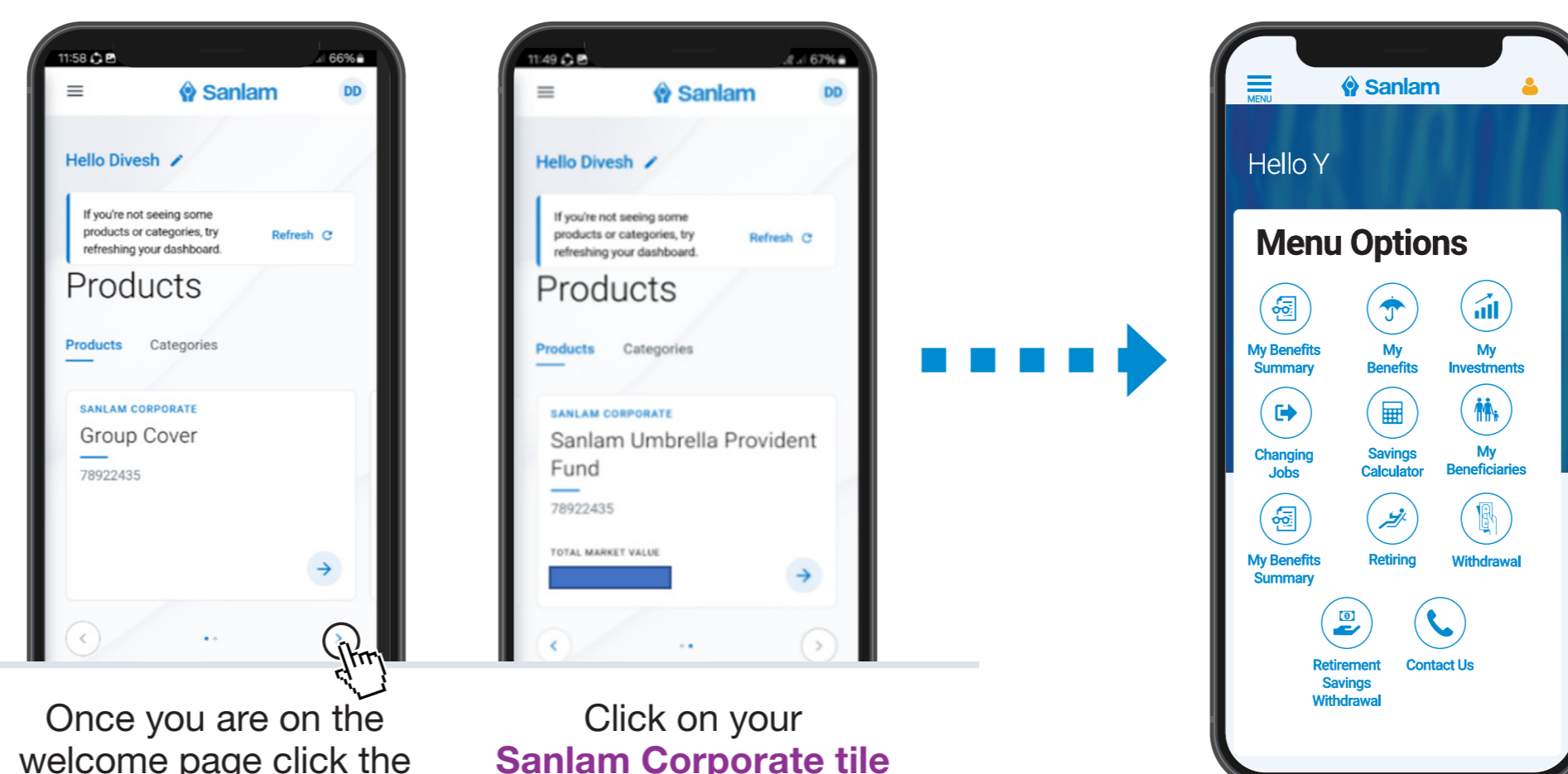
3 Logging into the app



Enter ID number/Passport number and click **Log in**.

You will be prompted to provide a One-Time (OTP) which you will receive via SMS. Please **enter the OTP** and the system will start processing your logon.

4 Navigating to access your Sanlam product



Once you are on the welcome page click the arrow on the bottom right hand corner to move to your **Sanlam Corporate Tile**.

Click on your **Sanlam Corporate** tile to get more information from the menu option.

Congratulations!

You have now accessed the **Menu Options**.

Here you can access all of the benefits, calculators and other features available to you through the fund.

You can now explore how to achieve financial freedom in retirement.

Disclaimer: Your retirement savings are safeguarded against online fraud. Even if someone has your ID number, they cannot make a withdrawal claim as we need the claim to be processed on the cell phone number that we have on record for you.

If you need help, please contact the SC Client Care on:

SCClientCare@sanlam.co.za or send a WhatsApp or call on: 0861 223 646 from 8am- 5pm Monday to Friday excluding public holiday