

Members and their tax numbers

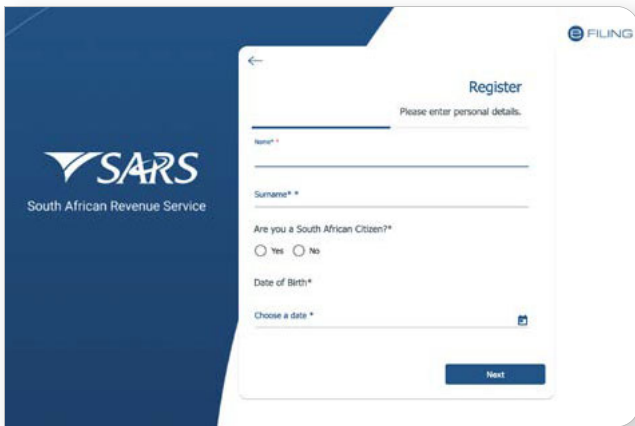


1 Why should I have a tax number?

As per relevant legislation, Sanlam cannot process any benefit payment claims (withdrawal, retirement ect.), including Emergency Savings Pot claims, if we do not have your tax number.

2 How to register for a tax number via eFiling

You can register via SARS eFiling. SARS will automatically register you and issue a tax reference number. Note that you must have a valid South African ID and Passport. Once registered follow each step as per the SARS web site.



REGISTER 

3 Register for tax in your nearest SARS branch




You must visit your nearest SARS branch if you were not able to register on eFiling: [Branch Finder | South African Revenue Service \(sars.gov.za\)](#).

Before you go to the branch, make sure you have all the supporting documents (ID, Proof of Address, Official South African Passport not older than 3 months). You may also make an appointment online.

MAKE AN APPOINTMENT 

4 Don't remember your income tax number?

Follow the easy steps below:

- Step 1**
Initiate USSD by dialing *134*7277#
- 
- Step 2**
Select the service you require
- 
- Step 3**
Taxpayer verification – SARS will request you to complete either your ID/Passport/ Asylum number
- 
- Step 4**
Tax resolution – upon successful verification by SARS, a response will be displayed

You may also visit SARS website to access the above information in different languages.

- [isiZulu](#)
- [Sesotho](#)
- [Afrikaans](#)
- [Sepedi](#)
- [Xitsonga](#)