

Simeka Wealth Preservation

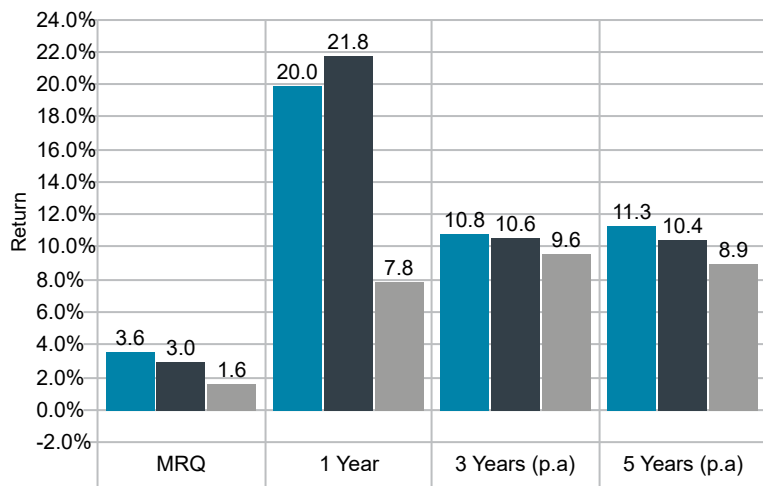
Investment Objective:

Aimed at providing capital protection and targeting a gross investment return above CPI+4% over a rolling 4 year period. Benchmark consists of 27.5% FTSE/JSE Capped SWIX, 22.5% Beassa All Bond Index, 20% Stefi Composite Index, 27.5% MSCI All Country World Index and 2.5% Barclays Global Aggregate Bond Index.

● Simeka Wealth Preservation ▲ Benchmark ◆ CPI + 4.0%

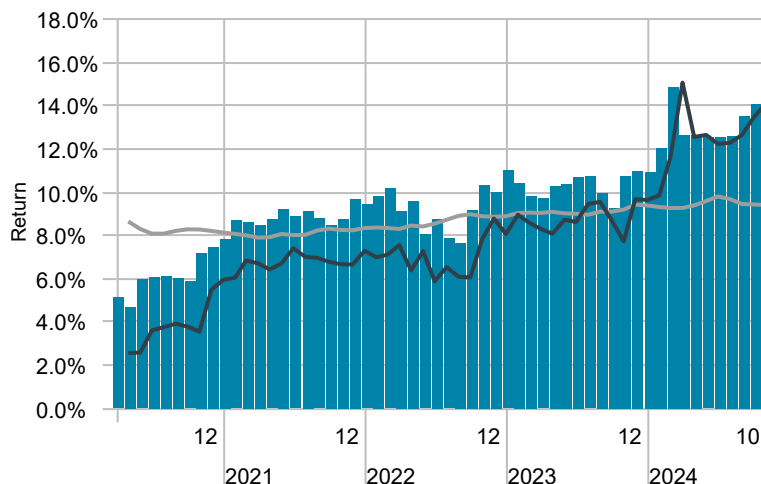
Historical Performance

As of Date: 31/10/2024



4-Year Rolling Returns

Time Period: Since Common Inception (01/05/2016) to 31/10/2024



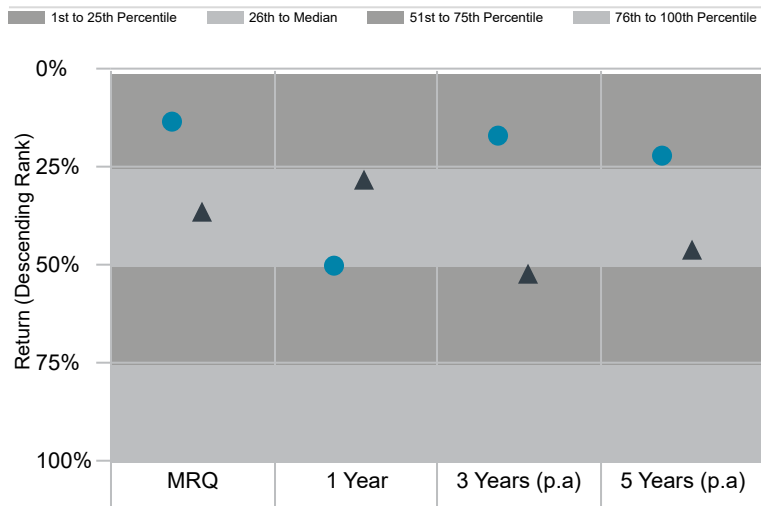
4-Year Performance Statistics

Time Period: 01/11/2020 to 31/10/2024

	Portfolio	Benchmark
Return	14.1%	14.1%
Std Dev	6.1%	7.3%
Sharpe Ratio	1.2	1.0
Excess Return	0.0%	0.0%
Tracking Error	1.9%	0.0%
Max Drawdown	-4.2%	-6.0%
Best Month	5.4%	6.7%
Worst Month	-3.5%	-4.2%

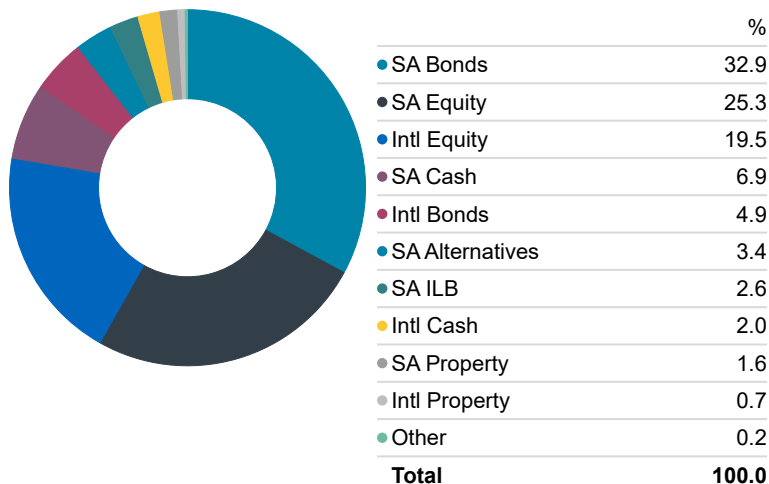
Performance Relative to Peer Group (descending rank)

As of Date: 31/10/2024 Peer Group: SCA Moderate Global Incl MA



Asset Allocation

Portfolio Date: 31/10/2024



Manager Weightings

Manager	Weight
Sanlam MSCI Guaranteed Tracker	11.4%
SIMM Global Equity	1.3%
Mercer Global EM Active Equity	0.6%
Allan Gray Domestic Balanced	4.9%
M&G Domestic Balanced	4.9%
Coronation Domestic Balanced	5.9%
Prescient Income Provider (SIMM)	0.1%
Ninety One Domestic Balanced	5.9%
Banker	0.1%
Coronation Bond	1.2%
Prescient Fixed Interest	0.8%
Futuregrowth Bond	1.6%
Truffle Domestic Balanced	6.1%
Taquanta Global Currency Hedge	0.1%
Ninety One Global Multi-Asset Income	2.9%
Mercer Passive Climate Transition Listed Infrastructure	0.9%
AF Passive Global EM Equity BB	1.2%
SMMI Absolute Return CPI + 3%	50.1%